

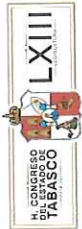
AUTOEVALUACIÓN

3ER. TRIMESTRE



2020

HONORABLE CONGRESO DEL ESTADO DE TABASCO
AUTOEVALUACION PRESUPUESTAL FINANCIERA Tercer TRIMESTRE
ESTADO DE SITUACIÓN FINANCIERA
 Del 01 julio 2020 al 30 septiembre 2020



| ACTIVO | septiembre 2020 | | junio 2020 | | PASIVOS | | septiembre 2020 | | junio 2020 | |
|--|-----------------|-----------------|------------|---|---|-----------------|-----------------|------------|-----------------|------------|
| | | | | % | | | | | | % |
| ACTIVO | | | | | | | | | | |
| ACTIVO CIRCULANTE | | | | | | | | | | |
| Efectivo y Equivalentes | \$32,394,062.72 | \$26,797,222.99 | 100.00 % | | PASIVO | \$2,963,076.37 | \$2,963,076.37 | 100.00 % | \$2,961,836.99 | 100.00 % |
| BANCOS/TESORERÍA | \$26,866,881.62 | \$21,110,117.95 | 82.91 % | | PASIVO CIRCULANTE | \$2,963,076.37 | \$2,963,076.37 | 100.00 % | \$2,961,836.99 | 100.00 % |
| Derechos a Recibir Efectivo o Equivalentes | \$26,689,158.77 | \$20,819,142.57 | 82.39 % | | Cuentas por Pagar a Corto Plazo | \$2,934,228.42 | \$2,932,989.04 | 99.03 % | \$2,932,989.04 | 99.03 % |
| DEUDORES DIVERSOS POR COBRAR A CORTO PLAZO | \$167,722.85 | \$20,819,142.57 | 82.39 % | | Retenciones y Contribuciones por Pagar a Corto Plazo | \$1,139,017.46 | \$1,832,559.08 | 38.44 % | \$1,832,559.08 | 38.44 % |
| Deudores por Anticipos de la Tesorería a Corto Plazo | \$114,193.73 | \$290,975.38 | 0.52 % | | Otras Cuentas por Pagar a Corto Plazo | \$1,795,210.96 | \$1,100,429.96 | 60.59 % | \$1,100,429.96 | 60.59 % |
| Otros Derechos a Recibir Efectivo o Equivalentes a Corto Plazo | \$500.00 | \$237,452.73 | 0.35 % | | Otros Pasivos a Corto Plazo | \$28,847.95 | \$28,847.95 | 0.97 % | \$28,847.95 | 0.97 % |
| Otros Derechos a Recibir Efectivo o Equivalentes a Corto Plazo | \$53,029.12 | \$10,000.00 | 0.00 % | | Otros Pasivos Circulantes | \$28,847.95 | \$28,847.95 | 0.97 % | \$28,847.95 | 0.97 % |
| ACTIVO NO CIRCULANTE | | | | | HACIENDA PÚBLICA | | | | | |
| Bienes Muebles | \$5,537,181.10 | \$5,687,105.04 | 17.09 % | | Hacienda Pública / Patrimonio | \$29,430,986.35 | \$23,835,386.00 | 100.00 % | \$23,835,386.00 | 100.00 % |
| Mobiliario y Equipo de Administración | \$10,671,962.66 | \$10,656,650.66 | 32.94 % | | Hacienda Pública / Patrimonio Generado | | | | | |
| Mobiliario y Equipo Educativo y Recreativo | \$6,165,689.67 | \$6,150,377.67 | 19.03 % | | Resultados de Ejercicios Anteriores | \$10,410,696.32 | \$10,410,696.32 | 223.54 % | \$10,410,696.32 | 223.54 % |
| Equipo e Instrumental Médico y de Laboratorio | \$1,371,424.07 | \$1,371,424.07 | 4.23 % | | Resultado de Ejercicios Anteriores a 2018 | \$10,410,696.32 | \$10,410,696.32 | 223.54 % | \$10,410,696.32 | 223.54 % |
| Equipo de Transporte | \$3,130.43 | \$3,130.43 | 0.01 % | | Rectificaciones de Resultados de Ejercicios Anteriores | -\$5,753,429.32 | -\$5,002,766.32 | -123.54... | -\$5,002,766.32 | -123.54... |
| Maquinaria, Otros Equipos y Herramientas | \$1,034,645.00 | \$1,034,645.00 | 3.19 % | | Cambios en Políticas Contables | -\$6,391,694.54 | -\$5,641,031.54 | -137.24... | -\$5,641,031.54 | -137.24... |
| Activos Intangibles | \$2,097,073.49 | \$2,097,073.49 | 6.47 % | | Cambios en las Políticas Contables | -\$6,391,694.54 | -\$6,391,694.54 | -137.24... | -\$6,391,694.54 | -137.24... |
| Licencias | \$13,914.49 | \$13,914.49 | 0.04 % | | Cambios por Errores Contables | \$638,265.22 | \$638,265.22 | 13.70 % | \$638,265.22 | 13.70 % |
| Depreciación, Deterioro y Amortización Acumulada de Bienes Muebles | -\$5,148,696.05 | -\$4,983,460.11 | -15.89 % | | Ejercicio 2016 | \$633,868.95 | \$633,868.95 | 13.61 % | \$633,868.95 | 13.61 % |
| Depreciación Acumulada de Bienes Muebles | -\$5,138,955.91 | -\$4,973,719.97 | -15.86 % | | Ejercicio 2017 | \$34,814.60 | \$34,814.60 | 0.75 % | \$34,814.60 | 0.75 % |
| Amortización Acumulada de Activos Intangibles | -\$9,740.14 | -\$9,740.14 | -0.03 % | | Ejercicio 2019 | -\$30,418.33 | -\$30,418.33 | -0.65 % | -\$30,418.33 | -0.65 % |
| Total Activo: \$32,394,062.72 | | | | | Ahorro/Desahorro del Periodo | \$24,773,719.35 | \$18,427,456.00 | | \$18,427,456.00 | |
| | | | | | Total Pasivo: \$2,963,076.37 | | | | | |
| | | | | | Total Hacienda: \$29,430,986.35 | | | | | |
| | | | | | Total Ahorro/Desahorro al Periodo: \$24,773,719.35 | | | | | |
| | | | | | \$32,394,062.72 | | | | | |

Lógica Binaria:
 Sistema Balance

| ELABORÓ | REVISÓ | AUTORIZÓ |
|--------------------------------------|---|---|
| L.C.P. MARTHA ELENA SANCHEZ CÁRDENAS | L.C.P. KATIA DEL CARMEN DE LA FUENTE CASTRO | DIPUTADA BEATRIZ MILLAND PÉREZ |
| SUBDIRECTORA DE FINANZAS | DIRECTORA DE ADMINISTRACIÓN Y FINANZAS | PRESIDENTE DE LA JUNTA DE COORDINACIÓN POLÍTICA |

Bajo Protesta de decir la verdad declaramos que los Estados Financieros y sus Notas, son Razonablemente correctos y soñ responsabilidad del Emisor.

HONORABLE CONGRESO DEL ESTADO DE TABASCO

Autoevaluación Trimestral - Tercer Trimestre

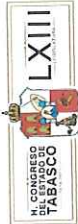
ESTADO DE ACTIVIDADES

Al 30 septiembre 2020

| Conceptos | Al 30 de Junio | Movimientos | | | Julio a Septiembre | Acumulado a Septiembre |
|--|-------------------------|------------------------|------------------------|------------------------|------------------------|-------------------------|
| | | Julio | Agosto | Septiembre | | |
| INGRESOS Y OTROS BENEFICIOS | \$116,992,498.39 | \$20,656,389.18 | \$19,083,557.18 | \$18,970,852.88 | \$58,710,799.24 | \$175,703,297.63 |
| PARTICIPACIONES, APORTACIONES, TRANSFERENCIAS, ASI | \$116,907,973.00 | \$20,643,868.00 | \$19,070,012.00 | \$18,956,755.00 | \$58,670,635.00 | \$175,578,608.00 |
| Transferencias, Asignaciones, Subsidios y Subvenciones, y Pensiones y Jubilaciones | \$116,907,973.00 | \$20,643,868.00 | \$19,070,012.00 | \$18,956,755.00 | \$58,670,635.00 | \$175,578,608.00 |
| Transferencias Internas y Asignaciones al Sector P | \$116,907,973.00 | \$20,643,868.00 | \$19,070,012.00 | \$18,956,755.00 | \$58,670,635.00 | \$175,578,608.00 |
| OTROS INGRESOS Y BENEFICIOS | \$84,525.39 | \$12,521.18 | \$13,545.18 | \$14,097.88 | \$40,164.24 | \$124,689.63 |
| Ingresos Financieros | \$44,577.22 | \$12,520.90 | \$13,544.84 | \$14,097.86 | \$40,163.60 | \$84,740.82 |
| Intereses Ganados | \$41,337.78 | \$12,520.90 | \$13,544.84 | \$14,097.86 | \$40,163.60 | \$81,501.38 |
| Otros Ingresos Financieros | \$3,239.44 | \$0.00 | \$0.00 | \$0.00 | \$0.00 | \$3,239.44 |
| Otros Ingresos y Beneficios Varios | \$39,948.17 | \$0.28 | \$0.34 | \$0.02 | \$0.64 | \$39,948.81 |
| Otros Ingresos de Ejercicios Anteriores | \$39,945.00 | \$0.00 | \$0.00 | \$0.00 | \$0.00 | \$39,945.00 |
| Otros Ingresos y Beneficios Varios | \$3.17 | \$0.28 | \$0.34 | \$0.02 | \$0.64 | \$3.81 |
| GASTOS Y OTRAS PÉRDIDAS | \$98,565,042.39 | \$14,622,649.92 | \$20,112,752.80 | \$17,629,133.17 | \$52,364,535.89 | \$150,929,578.28 |
| GASTOS DE FUNCIONAMIENTO | \$98,216,660.41 | \$14,567,077.51 | \$20,057,921.88 | \$17,574,302.23 | \$52,199,301.62 | \$150,415,962.03 |
| Servicios Personales | \$57,439,902.71 | \$9,903,955.31 | \$9,415,723.16 | \$10,157,054.17 | \$29,476,732.64 | \$86,916,635.35 |
| Remuneraciones al Personal de Carácter Permanente | \$23,517,461.86 | \$3,941,313.01 | \$3,955,093.65 | \$3,953,781.60 | \$11,850,188.26 | \$35,367,650.12 |
| Remuneraciones al Personal de Carácter Transitorio | \$10,106,089.31 | \$1,683,841.35 | \$1,683,841.35 | \$1,687,279.68 | \$5,054,962.38 | \$15,161,051.69 |
| Remuneraciones Adicionales y Especiales | \$1,088,205.23 | \$90,502.59 | \$109,610.10 | \$63,139.12 | \$263,251.81 | \$1,351,457.04 |
| Seguridad Social | \$2,812,394.26 | \$631,532.63 | \$538,447.54 | \$1,156,774.97 | \$2,326,755.14 | \$5,139,149.40 |
| Otras Prestaciones Sociales y Económicas | \$18,652,666.25 | \$3,479,422.53 | \$3,051,387.32 | \$3,218,735.60 | \$9,749,545.45 | \$28,402,211.70 |
| Pago de Estimulos a Servidores Públicos | \$1,263,085.80 | \$77,343.20 | \$77,343.20 | \$77,343.20 | \$232,029.60 | \$1,495,115.40 |
| Materiales y Suministros | \$1,580,406.36 | \$109,488.72 | \$201,234.75 | \$238,554.32 | \$549,277.79 | \$2,129,684.15 |
| Materiales de Administración, Emisión de Documento | \$784,394.85 | \$34,156.86 | \$107,654.31 | \$52,984.32 | \$194,795.49 | \$979,190.34 |
| Alimentos y Utensilios | \$323,748.08 | \$32,259.60 | \$42,427.04 | \$47,034.15 | \$121,720.79 | \$445,468.87 |
| Materiales y Artículos de Construcción y de Repara | \$95,542.55 | \$2,975.40 | \$0.00 | \$90,558.35 | \$93,533.75 | \$189,076.30 |
| Productos Químicos, Farmacéuticos y de Laboratorio | \$14,233.20 | \$0.00 | \$0.00 | \$0.00 | \$0.00 | \$14,233.20 |
| Combustibles, Lubricantes y Aditivos | \$240,000.00 | \$40,000.00 | \$40,000.00 | \$40,000.00 | \$120,000.00 | \$360,000.00 |
| Vestuario, Blancos, Prendas de Protección y Articu | \$51,219.59 | \$0.00 | \$11,153.40 | \$5,077.50 | \$16,230.90 | \$67,450.49 |
| Herramientas, Refacciones y Accesorios Menores | \$71,268.09 | \$96.86 | \$0.00 | \$2,900.00 | \$2,996.86 | \$74,264.95 |
| Servicios Generales | \$39,196,351.34 | \$4,553,633.48 | \$10,440,963.97 | \$7,178,693.74 | \$22,173,291.19 | \$61,369,642.53 |
| Servicios Básicos | \$592,075.33 | \$48,083.38 | \$65,480.60 | \$73,576.14 | \$187,140.12 | \$779,215.45 |
| Servicios de Arrendamiento | \$1,296,236.94 | \$222,614.37 | \$187,814.37 | \$257,414.37 | \$667,843.11 | \$1,964,080.05 |
| Servicios Profesionales, Científicos y Técnicos y | \$201,740.00 | \$348.00 | \$120,000.00 | \$40,000.00 | \$160,348.00 | \$362,088.00 |
| Servicios Financieros, Bancarios y Comerciales | \$170,340.17 | \$52,771.99 | \$0.00 | \$62,017.05 | \$114,789.04 | \$285,129.21 |
| Servicios de Instalación, Reparación, Mantenimient | \$1,860,178.56 | \$153,527.74 | \$22,968.00 | \$711,061.16 | \$887,556.90 | \$2,747,735.46 |
| Servicios de Comunicación Social y Publicidad | \$379,320.00 | \$58,000.00 | \$58,000.00 | \$58,000.00 | \$174,000.00 | \$553,320.00 |
| Servicios de Traslado y Viáticos | \$167,040.00 | \$27,840.00 | \$27,840.00 | \$27,840.00 | \$83,520.00 | \$250,560.00 |
| Servicios Oficiales | \$191,983.38 | \$0.00 | \$0.00 | \$1,778.02 | \$1,778.02 | \$193,761.40 |
| Otros Servicios Generales | \$34,337,436.96 | \$3,990,448.00 | \$9,958,861.00 | \$5,947,007.00 | \$19,896,316.00 | \$54,233,752.96 |
| OTROS GASTOS Y PÉRDIDAS EXTRAORDINARIAS | \$348,381.98 | \$55,572.41 | \$54,830.92 | \$54,830.94 | \$165,234.27 | \$513,616.25 |
| Estimaciones, Depreciaciones, Deterioros, Obsolesc | \$348,078.18 | \$55,572.74 | \$54,831.60 | \$54,831.60 | \$165,235.94 | \$513,314.12 |
| Depreciación de Bienes Muebles | \$346,929.96 | \$55,572.74 | \$54,831.60 | \$54,831.60 | \$165,235.94 | \$512,165.90 |
| Amortización de Activos Intangibles | \$1,148.22 | \$0.00 | \$0.00 | \$0.00 | \$0.00 | \$1,148.22 |
| Otros Gastos | \$303.80 | -\$0.33 | -\$0.68 | -\$0.66 | -\$1.67 | \$302.13 |
| Otros Gastos Varios | \$303.80 | -\$0.33 | -\$0.68 | -\$0.66 | -\$1.67 | \$302.13 |
| Resultado del Periodo : | \$18,427,456.00 | \$6,033,739.26 | \$1,029,195.62 | \$1,341,719.71 | \$6,346,263.35 | \$24,773,719.35 |

| | | |
|---|--|--|
| ELABORÓ | REVISÓ | AUTORIZÓ |
| | | |
| L.C.P. MARTHA ELENA SANCHEZ CARDENAS | L.C.P. KATIA DEL CARMEN DE LA FUENTE CASTRO | DIPUTADA BEATRIZ MILLAND PÉREZ |
| SUBDIRECTORA DE FINANZAS | DIRECTORA DE ADMINISTRACIÓN Y FINANZAS | PRESIDENTE DE LA JUNTA DE COORDINACIÓN POLÍTICA |

Bajo Protesta de decir la verdad declaramos que los Estados Financieros y sus Notas, son Razonablemente correctos y son responsabilidad del Emisor.



HONORABLE CONGRESO DEL ESTADO DE TABASCO
AutoEvaluación Presupuestal - Financiera Tercer Trimestre
 Analítico de Ingresos Presupuestales
 Del 01 julio 2020 al 30 septiembre 2020

| Estado Analítico de Ingresos por Rubro | Estimado | Modificado | Devengado | Recaudado | | | julio - septiembre |
|---|-------------------------|-------------|-------------------------|-------------------------|------------------------|------------------------|------------------------|
| | | | | Al 30 de junio 2020 | julio | agosto | |
| Impuestos | \$0.00 | \$0.00 | \$0.00 | \$0.00 | \$0.00 | \$0.00 | \$0.00 |
| Derechos | \$0.00 | \$0.00 | \$0.00 | \$0.00 | \$0.00 | \$0.00 | \$0.00 |
| Productos | \$0.00 | \$0.00 | \$0.00 | \$0.00 | \$0.00 | \$0.00 | \$0.00 |
| Corriente | \$0.00 | \$0.00 | \$0.00 | \$0.00 | \$0.00 | \$0.00 | \$0.00 |
| Capital | \$0.00 | \$0.00 | \$0.00 | \$0.00 | \$0.00 | \$0.00 | \$0.00 |
| Aprovechamientos | \$0.00 | \$0.00 | \$0.00 | \$0.00 | \$0.00 | \$0.00 | \$0.00 |
| Corriente | \$0.00 | \$0.00 | \$0.00 | \$0.00 | \$0.00 | \$0.00 | \$0.00 |
| Capital | \$0.00 | \$0.00 | \$0.00 | \$0.00 | \$0.00 | \$0.00 | \$0.00 |
| Ingresos Fiscales Ordinarios | \$260,272,822.00 | \$0.00 | \$130,578,608.00 | \$86,907,973.00 | \$15,643,868.00 | \$14,070,012.00 | \$43,670,635.00 |
| Participaciones | \$0.00 | \$0.00 | \$45,000,000.00 | \$30,000,000.00 | \$5,000,000.00 | \$5,000,000.00 | \$15,000,000.00 |
| Total | \$260,272,822.00 | 0.00 | \$175,578,608.00 | \$116,907,973.00 | \$20,643,868.00 | \$19,070,012.00 | \$58,670,635.00 |
| Recaudado | | | | | | | |
| Estado Analítico de Ingresos por Fuente de Financiamiento | Estimado | Modificado | Devengado | Al 30 de junio 2020 | julio | agosto | julio - septiembre |
| Ingresos del Gobierno | \$0.00 | \$0.00 | \$0.00 | \$0.00 | \$0.00 | \$0.00 | \$0.00 |
| Productos | \$0.00 | \$0.00 | \$0.00 | \$0.00 | \$0.00 | \$0.00 | \$0.00 |
| Corriente | \$0.00 | \$0.00 | \$0.00 | \$0.00 | \$0.00 | \$0.00 | \$0.00 |
| Capital | \$0.00 | \$0.00 | \$0.00 | \$0.00 | \$0.00 | \$0.00 | \$0.00 |
| Aprovechamientos | \$0.00 | \$0.00 | \$0.00 | \$0.00 | \$0.00 | \$0.00 | \$0.00 |
| Corriente | \$0.00 | \$0.00 | \$0.00 | \$0.00 | \$0.00 | \$0.00 | \$0.00 |
| Capital | \$0.00 | \$0.00 | \$0.00 | \$0.00 | \$0.00 | \$0.00 | \$0.00 |
| Ingresos Fiscales Ordinarios | \$260,272,822.00 | \$0.00 | \$130,578,608.00 | \$86,907,973.00 | \$15,643,868.00 | \$14,070,012.00 | \$43,670,635.00 |
| Ingresos Fiscales Ordinarios | \$0.00 | \$0.00 | \$45,000,000.00 | \$30,000,000.00 | \$5,000,000.00 | \$5,000,000.00 | \$15,000,000.00 |
| Participaciones | \$0.00 | \$0.00 | \$175,578,608.00 | \$116,907,973.00 | \$20,643,868.00 | \$19,070,012.00 | \$58,670,635.00 |
| Total | \$260,272,822.00 | 0.00 | \$175,578,608.00 | \$116,907,973.00 | \$20,643,868.00 | \$19,070,012.00 | \$58,670,635.00 |

ELABORÓ

L.C.P. MARTHA ELENA SANCHEZ CÁRDENAS

REVISÓ

L.C.P. KATIA DEL CARMEN DE LA FUENTE CASTRO

AUTORIZÓ

DIPUTADA-BEATRIZ MILLAND PÉREZ

SUBDIRECTORA DE FINANZAS

DIRECTORA DE ADMINISTRACIÓN Y FINANZAS

PRESIDENTE DE LA JUNTA DE COORDINACIÓN POLÍTICA

Bajo Protesta de decir la verdad declaramos que los Estados Financieros y sus Notas, son razonablemente correctos y son responsabilidad del Emisor.

HONORABLE CONGRESO DEL ESTADO DE TABASCO

Autoevaluación Presupuestal - Financiera Tercer Trimestre

Estado de Flujo de Efectivo


Al 30 septiembre 2020



| Conceptos | Al 30 de Junio 2020 | Movimientos | | | Julio - Septiembre | Al 30 de Septiembre |
|--|---------------------|-----------------|-----------------|-----------------|--------------------|---------------------|
| | | Julio | Agosto | Septiembre | | |
| Actividades de Operación | | | | | | |
| Origen | \$116,992,498.39 | \$20,656,389.18 | \$19,083,557.18 | \$18,970,852.88 | \$58,710,799.24 | \$175,703,297.63 |
| PARTICIPACIONES, APORTACIONES, TRANSFERENCIAS, ASI | \$116,907,973.00 | \$20,643,868.00 | \$19,070,012.00 | \$18,956,755.00 | \$58,670,635.00 | \$175,578,608.00 |
| Transferencias, Asignaciones, Subsidios y Subvenciones, y Pensiones y Jubilaciones | \$116,907,973.00 | \$20,643,868.00 | \$19,070,012.00 | \$18,956,755.00 | \$58,670,635.00 | \$175,578,608.00 |
| OTROS INGRESOS Y BENEFICIOS | \$84,525.39 | \$12,521.18 | \$13,545.18 | \$14,097.88 | \$40,164.24 | \$124,689.63 |
| Ingresos Financieros | \$44,577.22 | \$12,520.90 | \$13,544.84 | \$14,097.86 | \$40,163.60 | \$84,740.82 |
| Otros Ingresos y Beneficios Varios | \$39,948.17 | \$0.28 | \$0.34 | \$0.02 | \$0.64 | \$39,948.81 |
| Aplicación | \$98,565,042.39 | \$14,622,649.92 | \$20,112,752.80 | \$17,629,133.17 | \$52,364,535.89 | \$150,929,578.28 |
| GASTOS DE FUNCIONAMIENTO | \$98,216,660.41 | \$14,567,077.51 | \$20,057,921.88 | \$17,574,302.23 | \$52,199,301.62 | \$150,415,962.03 |
| Servicios Personales | \$57,439,902.71 | \$9,903,955.31 | \$9,415,723.16 | \$10,157,054.17 | \$29,476,732.64 | \$86,916,635.35 |
| Materiales y Suministros | \$1,580,406.36 | \$109,488.72 | \$201,234.75 | \$238,554.32 | \$549,277.79 | \$2,129,684.15 |
| Servicios Generales | \$39,196,351.34 | \$4,553,633.48 | \$10,440,963.97 | \$7,178,693.74 | \$22,173,291.19 | \$61,369,642.53 |
| OTROS GASTOS Y PÉRDIDAS EXTRAORDINARIAS | \$348,381.98 | \$55,572.41 | \$54,830.92 | \$54,830.94 | \$165,234.27 | \$513,616.25 |
| Estimaciones, Depreciaciones, Deterioros, Obsolesc | \$348,078.18 | \$55,572.74 | \$54,831.60 | \$54,831.60 | \$165,235.94 | \$513,314.12 |
| Otros Gastos | \$303.80 | -\$0.33 | -\$0.68 | -\$0.66 | -\$1.67 | \$302.13 |
| Flujos Netos de Efectivo por las Actividades de Operación | \$18,427,456.00 | \$6,033,739.26 | -\$1,029,195.62 | \$1,341,719.71 | \$6,346,263.35 | \$24,773,719.35 |
| Actividades de Inversión | | | | | | |
| Origen | \$5,314,387.74 | \$55,572.74 | \$54,831.60 | \$54,831.60 | \$165,235.94 | \$5,479,537.47 |
| Bienes Inmuebles, Infraestructura y Construcciones en Proceso | \$0.00 | \$0.00 | \$0.00 | \$0.00 | \$0.00 | \$0.00 |
| Bienes Muebles | \$0.00 | \$0.00 | \$0.00 | \$0.00 | \$0.00 | \$0.00 |
| Otros Orígenes de Inversión | \$5,314,387.74 | \$55,572.74 | \$54,831.60 | \$54,831.60 | \$165,235.94 | \$5,479,537.47 |
| Aplicación | \$4,506,388.07 | \$15,312.00 | \$750,663.00 | \$0.00 | \$765,975.00 | \$5,272,276.86 |
| Bienes Inmuebles, Infraestructura y Construcciones en Proceso | \$0.00 | \$0.00 | \$0.00 | \$0.00 | \$750,663.00 | \$0.00 |
| Bienes Muebles | \$356,516.93 | \$15,312.00 | \$0.00 | \$0.00 | \$750,663.00 | \$371,828.93 |
| Otros Orígenes de Inversión | \$4,149,871.14 | \$0.00 | \$750,663.00 | \$0.00 | \$750,663.00 | \$4,900,447.93 |
| Flujos Netos de Efectivo por las Actividades de Inversión | \$807,999.67 | \$40,260.74 | -\$695,831.40 | \$54,831.60 | -\$600,739.06 | \$207,260.61 |
| Actividades de Financiamiento | | | | | | |
| Origen | \$674,218.95 | \$33,635.47 | \$864,450.33 | \$54,880.34 | \$952,966.14 | \$953,267.62 |
| Externo | \$545,442.26 | \$0.00 | \$829,713.61 | \$0.00 | \$829,713.61 | \$829,713.61 |
| Interno | \$128,776.69 | \$33,635.47 | \$34,736.72 | \$54,880.34 | \$123,252.53 | \$123,554.01 |
| Aplicación | \$3,311,286.84 | \$414,234.07 | \$0.00 | \$414,240.16 | \$828,474.23 | \$3,465,843.60 |
| Externo | \$2,923,714.73 | \$414,234.07 | \$0.00 | \$414,240.16 | \$828,474.23 | \$3,206,746.70 |
| Interno | \$387,572.11 | \$0.00 | \$0.00 | \$0.00 | \$0.00 | \$259,096.90 |
| Flujos Netos de Efectivo por las Actividades de Financiamiento | -\$2,637,067.89 | -\$380,598.60 | \$864,450.33 | -\$359,359.82 | \$124,491.91 | -\$2,512,575.98 |
| Incremento/Disminución Neta en el Efectivo y Equivalentes al Efectivo | \$16,598,387.78 | \$5,693,401.40 | -\$860,576.69 | \$1,037,191.49 | \$5,870,016.20 | \$22,468,403.98 |
| Efectivo y Equivalentes al Efectivo al Inicio del Ejercicio | \$4,220,754.79 | \$20,819,142.57 | \$26,512,543.97 | \$25,651,967.28 | \$20,819,142.57 | \$4,220,754.79 |
| Efectivo y Equivalentes al Efectivo al Final del Ejercicio | \$20,819,142.57 | \$26,512,543.97 | \$25,651,967.28 | \$26,689,158.77 | \$26,689,158.77 | \$26,689,158.77 |

| | | |
|--------------------------------------|---|---|
| ELABORÓ | REVISÓ | AUTORIZÓ |
| | | |
| L.C.P. MARTHA ELENA SÁNCHEZ CÁRDENAS | L.C.P. KATIA DEL CARMEN DE LA FUENTE CASTRO | DIPUTADA BEATRIZ MILLAND PÉREZ |
| SUBDIRECTORA DE FINANZAS | DIRECTORA DE ADMINISTRACIÓN Y FINANZAS | PRESIDENTE DE LA JUNTA DE COORDINACIÓN POLÍTICA |

Bajo Protesta de decir la verdad declaramos que los Estados Financieros y sus Notas, son Razonablemente correctos y son responsabilidad del Emisor.



HONORABLE CONGRESO DEL ESTADO DE TABASCO
AUTOEVALUACION PRESUPUESTAL - FINANCIERA Tercer TRIMESTRE 2020

RESUMEN GENERAL POR TIPO DE CLASIFICACIÓN ECONÓMICA DEL PRESUPUESTO DE EGRESOS DE PARTICIPACIONES, APORTACIONES, TRANSFERENCIAS, ASIGNACIONES, SUBSIDIOS Y OTRAS AYUDAS
 del 01 jul. 2020 al 30 sep. 2020

| Nivel | Tercer Trimestre | | | | | | Acumulado | | | | | | | |
|---|-------------------------|--------------------------------|-------------------------|------------------|------------------|------------------|------------------|------------------|----------------|------------------|------------------|------------------|------------------|------------------|
| | Inicial en el Trimestre | Modificaciones en el Trimestre | Vigente en el Trimestre | Comprometido | Devengado | Ejercido | Pagado | Aprobado | Modificaciones | Vigente | Comprometido | Devengado | Ejercido | Pagado |
| Gasto Corriente | \$257,831,661.88 | \$229,631.46 | \$258,061,293.34 | \$185,033,746.01 | \$112,769,737.92 | \$112,783,737.92 | \$112,366,947.53 | \$257,831,661.88 | \$229,631.46 | \$258,061,293.34 | \$204,418,832.39 | \$150,415,962.03 | \$150,415,962.03 | \$149,899,171.64 |
| Gasto de Inversión | \$2,441,160.12 | -\$229,631.46 | \$2,211,528.66 | \$371,828.93 | \$371,828.93 | \$371,828.93 | \$371,828.93 | \$2,441,160.12 | -\$229,631.46 | \$2,211,528.66 | \$371,828.93 | \$371,828.93 | \$371,828.93 | \$371,828.93 |
| Amortización de la Deuda y Disminución de Pasivos | 0.00 | 0.00 | 0.00 | 0.00 | 0.00 | 0.00 | 0.00 | 0.00 | 0.00 | 0.00 | 0.00 | 0.00 | 0.00 | 0.00 |
| Total: | \$260,272,822.00 | \$0.00 | \$260,272,822.00 | \$185,405,574.94 | \$113,155,566.85 | \$113,155,566.85 | \$112,738,776.46 | \$260,272,822.00 | \$0.00 | \$260,272,822.00 | \$204,790,461.32 | \$150,787,790.96 | \$150,787,790.96 | \$150,371,000.57 |

| | | |
|--------------------------------------|---|---|
| ELABORÓ | REVISÓ | AUTORIZÓ |
| | | |
| L.C.P. MARTHA ELENA SANCHEZ CÁRDENAS | L.C.P. KATIA DEL CARMEN DE LA FUENTE CASTRO | DIPUTADA BEATRIZ MILLAND PÉREZ |
| SUBDIRECTORA DE FINANZAS | DIRECTORA DE ADMINISTRACIÓN Y FINANZAS | PRESIDENTE DE LA JUNTA DE COORDINACIÓN POLÍTICA |




Bajo Protesta de decir la verdad declaramos que los Estados Financieros y sus Notas, son Razonablemente correctos y son Responsabilidad del Emisor.



**HONORABLE CONGRESO DEL ESTADO DE TABASCO
 AUTOEVALUACION PRESUPUESTAL - FINANCIERA Tercer TRIMESTRE 2020**

del 01 jul. 2020 al 30 sep. 2020

| Nivel | Tercer Trimestre | | | | | | Acumulado | | | | | | | |
|--|-------------------------|----------------|------------------|------------------|------------------|------------------|------------------|------------------|-----------------|------------------|------------------|------------------|------------------|------------------|
| | Inicial en el Trimestre | Modificaciones | Vigente | Comprometido | Devenido | Ejercido | Pagado | Aprobado | Modificaciones | Vigente | Comprometido | Devenido | Ejercido | Pagado |
| SERVICIOS PERSONALES | \$140,179,811.20 | -\$598,042.25 | \$139,581,768.95 | \$139,581,768.95 | \$67,343,858.02 | \$67,343,858.02 | \$66,927,067.63 | \$140,179,811.20 | \$734,008.98 | \$139,581,768.95 | \$140,913,820.18 | \$66,916,635.35 | \$66,916,635.35 | \$66,499,844.96 |
| MATERIALES Y SUMINISTROS | \$9,881,386.26 | -\$372,539.43 | \$9,508,846.83 | \$1,701,982.24 | \$1,689,895.08 | \$1,689,895.08 | \$1,689,895.08 | \$9,881,386.26 | -\$2,186,252.01 | \$9,508,846.83 | \$2,135,169.68 | \$2,129,984.15 | \$2,129,984.15 | \$2,129,984.15 |
| SERVICIOS GENERALES | \$107,650,462.42 | \$1,200,213.14 | \$108,850,675.56 | \$43,749,984.82 | \$43,749,984.82 | \$43,749,984.82 | \$43,749,984.82 | \$107,650,462.42 | \$1,693,874.49 | \$108,850,675.56 | \$61,369,642.53 | \$61,369,642.53 | \$61,369,642.53 | \$61,369,642.53 |
| TRANSFERENCIAS, ASIGNACIONES, SUBSIDIOS Y OTRAS AYUDAS | \$120,000.00 | \$0.00 | \$120,000.00 | \$0.00 | \$0.00 | \$0.00 | \$0.00 | \$120,000.00 | \$0.00 | \$120,000.00 | \$0.00 | \$0.00 | \$0.00 | \$0.00 |
| BIENES MUEBLES, INMUEBLES E INTANGIBLES | \$2,441,160.12 | -\$229,631.46 | \$2,211,528.66 | \$371,828.93 | \$371,828.93 | \$371,828.93 | \$371,828.93 | \$2,441,160.12 | -\$229,631.46 | \$2,211,528.66 | \$371,828.93 | \$371,828.93 | \$371,828.93 | \$371,828.93 |
| Total: | \$260,272,822.00 | \$0.00 | \$260,272,822.00 | \$185,405,574.34 | \$113,155,566.85 | \$113,155,566.85 | \$112,738,776.46 | \$260,272,822.00 | \$0.00 | \$260,272,822.00 | \$294,790,461.32 | \$150,787,790.96 | \$150,787,790.96 | \$150,371,000.57 |

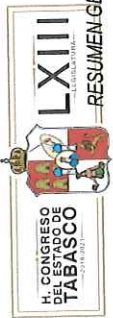
| | | | | | |
|---|--|---|--|---|--|
| ELABORÓ | | REVISÓ | | AUTORIZÓ | |
|  ELENA SANCHEZ CARDENAS | |  L.C.P. KATIA DEL CARMEN DE LA FUENTE CASTRO | |  DIPUTADA BEATRIZ MILLAND PÉREZ | |
| SUBDIRECTORA DE FINANZAS | | DIRECTORA DE ADMINISTRACIÓN Y FINANZAS | | PRESIDENTE DE LA JUNTA DE COORDINACIÓN POLÍTICA | |
| Bajo Protesta de decir la verdad declaramos que los Estados Financieros y sus Notas, son razonablemente correctos y son responsabilidad del Emisor. | | | | | |



**HONORABLE CONGRESO DEL ESTADO DE TABASCO
 AUTOEVALUACION PRESUPUESTAL - FINANCIERA Tercer TRIMESTRE 2020**

RESUMEN GENERAL POR TIPO DE GASTO DEL PRESUPUESTO DE EGRESOS DE PARTICIPACIONES, APORTACIONES, TRANSFERENCIAS, ASIGNACIONES, SUBSIDIOS Y OTRAS AYUDAS
 del 01 jul. 2020 al 30 sep. 2020

| Nivel | Tercer Trimestre | | | | | | | Acumulado | | | | | | |
|---|-------------------------|--------------------------------|-------------------------|------------------|-----------------|-----------------|-----------------|------------------|-----------------|------------------|------------------|-----------------|-----------------|-----------------|
| | Inicial en el Trimestre | Modificaciones en el Trimestre | Vigente en el Trimestre | Comprometido | Devengado | Ejercido | Pagado | Aprobado | Modificaciones | Vigente | Comprometido | Devengado | Ejercido | Pagado |
| SERVICIOS PERSONALES | \$140,179,811.20 | -\$598,042.25 | \$139,581,768.95 | \$139,581,768.95 | \$67,343,858.02 | \$67,343,858.02 | \$66,927,067.63 | \$140,179,811.20 | \$734,008.88 | \$139,581,768.95 | \$140,913,820.18 | \$86,916,635.35 | \$86,916,635.35 | \$86,499,844.96 |
| Remuneraciones al personal de carácter permanente | \$52,660,259.17 | -\$2,662,224.90 | \$49,998,034.27 | \$49,998,034.27 | \$27,458,774.87 | \$27,458,774.87 | \$27,458,774.87 | \$52,660,259.17 | -\$3,436,190.77 | \$49,224,078.40 | \$49,224,078.40 | \$35,367,650.12 | \$35,367,650.12 | \$35,367,650.12 |
| Remuneraciones al personal de carácter transitorio | \$20,400,000.00 | -\$24,694.22 | \$20,375,305.78 | \$20,375,305.78 | \$11,789,930.66 | \$11,789,930.66 | \$11,789,930.66 | \$20,400,000.00 | -\$24,694.22 | \$20,375,305.78 | \$20,375,305.78 | \$15,161,051.69 | \$15,161,051.69 | \$15,161,051.69 |
| Remuneraciones adicionales y especiales | \$12,795,413.30 | \$129,572.11 | \$12,924,985.41 | \$12,924,985.41 | \$1,178,707.82 | \$1,178,707.82 | \$1,178,707.82 | \$12,795,413.30 | \$166,545.32 | \$12,961,958.62 | \$12,961,958.62 | \$1,351,457.04 | \$1,351,457.04 | \$1,351,457.04 |
| Seguridad social | \$9,560,104.64 | -\$227,572.38 | \$9,332,532.26 | \$9,332,532.26 | \$3,443,926.89 | \$3,443,926.89 | \$3,337,697.85 | \$9,560,104.64 | -\$32,442.45 | \$9,527,662.19 | \$9,527,662.19 | \$5,139,149.40 | \$5,139,149.40 | \$5,032,820.36 |
| Otras prestaciones sociales y económicas | \$44,316,434.09 | \$1,839,530.54 | \$46,155,964.63 | \$46,155,964.63 | \$22,132,088.78 | \$22,132,088.78 | \$21,821,527.43 | \$44,316,434.09 | \$3,596,123.62 | \$47,912,557.71 | \$47,912,557.71 | \$28,402,211.70 | \$28,402,211.70 | \$28,081,650.35 |
| Pago de estímulos a servidores públicos | \$1,447,600.00 | \$347,346.60 | \$1,794,946.60 | \$1,794,946.60 | \$1,340,429.00 | \$1,340,429.00 | \$1,340,429.00 | \$1,447,600.00 | \$464,857.48 | \$1,912,257.48 | \$1,912,257.48 | \$1,495,115.40 | \$1,495,115.40 | \$1,495,115.40 |
| MATERIALES Y SUMINISTROS | \$9,881,388.26 | -\$372,539.43 | \$9,508,848.83 | \$1,701,992.24 | \$1,689,895.08 | \$1,689,895.08 | \$1,689,895.08 | \$9,881,388.26 | -\$2,198,252.01 | \$9,508,848.83 | \$2,135,169.68 | \$2,129,684.15 | \$2,129,684.15 | \$2,129,684.15 |
| Materiales de Administración, Emisión de Documentos y Artículos Oficiales | \$4,271,517.31 | -\$257,157.68 | \$4,014,359.63 | \$820,648.87 | \$818,551.71 | \$818,551.71 | \$818,551.71 | \$4,271,517.31 | -\$1,670,854.18 | \$2,600,683.13 | \$981,287.50 | \$979,190.34 | \$979,190.34 | \$979,190.34 |
| Alimentos y Utensilios | \$2,596,751.60 | -\$52,381.48 | \$2,534,370.12 | \$366,007.68 | \$356,007.68 | \$356,007.68 | \$356,007.68 | \$2,596,751.60 | -\$552,381.48 | \$2,034,370.12 | \$448,857.24 | \$445,468.87 | \$445,468.87 | \$445,468.87 |
| Materiales y Artículos de Construcción y de Reparación | \$1,393,533.60 | -\$156,056.88 | \$1,237,476.72 | \$995,577.95 | \$98,517.95 | \$98,517.95 | \$98,517.95 | \$1,393,533.60 | -\$161,169.32 | \$1,232,334.28 | \$189,076.30 | \$189,076.30 | \$189,076.30 | \$189,076.30 |
| Productos Químicos, Farmacéuticos y de Laboratorio | \$5,000.00 | \$14,233.20 | \$19,233.20 | \$14,233.20 | \$14,233.20 | \$14,233.20 | \$14,233.20 | \$5,000.00 | \$14,233.20 | \$19,233.20 | \$14,233.20 | \$14,233.20 | \$14,233.20 | \$14,233.20 |
| Combustibles, Lubrificantes y Aditivos | \$291,300.00 | \$144,000.96 | \$435,300.96 | \$280,000.00 | \$280,000.00 | \$280,000.00 | \$280,000.00 | \$291,300.00 | \$224,001.92 | \$515,301.92 | \$360,000.00 | \$360,000.00 | \$360,000.00 | \$360,000.00 |
| Vestuario, blancos, prendas de protección y artículos deportivos | \$486,611.87 | \$51,219.59 | \$537,831.26 | \$51,219.59 | \$51,219.59 | \$51,219.59 | \$51,219.59 | \$486,611.87 | \$62,372.89 | \$548,984.66 | \$67,450.49 | \$67,450.49 | \$67,450.49 | \$67,450.49 |



HONORABLE CONGRESO DEL ESTADO DE TABASCO

AUTOEVALUACION PRESUPUESTAL - FINANCIERA Tercer TRIMESTRE 2020

RESUMEN GENERAL POR TIPO DE GASTO DEL PRESUPUESTO DE EGRESOS DE PARTICIPACIONES, APORTACIONES, TRANSFERENCIAS, ASIGNACIONES, SUBSIDIOS Y OTRAS AYUDAS

del 01 jul. 2020 al 30 sep. 2020

| Nivel | Tercer Trimestre | | | | | | | Acumulado | | | | | | |
|--|-------------------------|--------------------------------|-------------------------|-----------------|-----------------|-----------------|-----------------|------------------|----------------|------------------|-----------------|-----------------|-----------------|-----------------|
| | Inicial en el Trimestre | Modificaciones en el Trimestre | Vigente en el Trimestre | Comprometido | Devengado | Ejercido | Pagado | Aprobado | Modificaciones | Vigente | Comprometido | Devengado | Ejercido | Pagado |
| Herramientas, Refacciones y Accesorios Menores | \$946,674.08 | -\$116,397.14 | \$730,276.94 | \$71,364.95 | \$71,364.95 | \$71,364.95 | \$71,364.95 | \$846,674.08 | -\$114,425.14 | \$732,248.94 | \$74,264.95 | \$74,264.95 | \$74,264.95 | \$74,264.95 |
| SERVICIOS GENERALES | \$107,650,462.42 | \$1,200,213.14 | \$108,850,675.56 | \$43,749,984.82 | \$43,749,984.82 | \$43,749,984.82 | \$43,749,984.82 | \$107,650,462.42 | \$1,693,974.49 | \$108,650,675.56 | \$61,369,642.53 | \$61,369,642.53 | \$61,369,642.53 | \$61,369,642.53 |
| Servicios Básicos | \$2,984,448.82 | -\$247,438.04 | \$2,737,010.78 | \$640,158.71 | \$640,158.71 | \$640,158.71 | \$640,158.71 | \$2,984,448.82 | -\$247,438.04 | \$2,737,010.78 | \$779,215.45 | \$779,215.45 | \$779,215.45 | \$779,215.45 |
| Servicios de Arrendamiento | \$4,121,800.89 | -\$184,445.13 | \$3,937,355.76 | \$1,518,851.31 | \$1,518,851.31 | \$1,518,851.31 | \$1,518,851.31 | \$4,121,800.89 | -\$184,445.13 | \$3,937,355.76 | \$1,964,060.05 | \$1,964,060.05 | \$1,964,060.05 | \$1,964,060.05 |
| Servicios Profesionales, Científicos, Técnicos y Otros Servicios | \$1,022,277.69 | -\$54,862.64 | \$967,415.05 | \$202,088.00 | \$202,088.00 | \$202,088.00 | \$202,088.00 | \$1,022,277.69 | -\$54,862.64 | \$967,415.05 | \$362,068.00 | \$362,068.00 | \$362,068.00 | \$362,068.00 |
| Servicios financieros, bancarios y Comerciales | \$927,562.38 | -\$132,041.36 | \$795,541.02 | \$223,112.16 | \$223,112.16 | \$223,112.16 | \$223,112.16 | \$927,562.38 | -\$132,041.36 | \$765,541.02 | \$285,129.21 | \$285,129.21 | \$285,129.21 | \$285,129.21 |
| Servicios de Instalación, Reparación, Mantenimiento y Conservación | \$2,044,439.23 | \$1,489,340.22 | \$3,533,779.45 | \$2,013,706.30 | \$2,013,706.30 | \$2,013,706.30 | \$2,013,706.30 | \$2,044,439.23 | \$1,927,321.57 | \$3,971,760.80 | \$2,747,735.46 | \$2,747,735.46 | \$2,747,735.46 | \$2,747,735.46 |
| Servicios de Comunicación Social y Publicidad | \$1,635,427.12 | -\$49,595.46 | \$1,585,831.66 | \$437,320.00 | \$437,320.00 | \$437,320.00 | \$437,320.00 | \$1,635,427.12 | -\$49,595.46 | \$1,585,831.66 | \$553,320.00 | \$553,320.00 | \$553,320.00 | \$553,320.00 |
| Servicio de Traslado y Viáticos | \$500,000.00 | \$134,880.00 | \$634,880.00 | \$194,880.00 | \$194,880.00 | \$194,880.00 | \$194,880.00 | \$500,000.00 | \$190,560.00 | \$680,560.00 | \$250,560.00 | \$250,560.00 | \$250,560.00 | \$250,560.00 |
| Servicios Oficiales | \$417,185.29 | -\$41,044.41 | \$376,140.88 | \$191,983.38 | \$191,983.38 | \$191,983.38 | \$191,983.38 | \$417,185.29 | -\$41,044.41 | \$376,140.88 | \$193,761.40 | \$193,761.40 | \$193,761.40 | \$193,761.40 |
| Otros Servicios Generales | \$93,997,301.00 | \$285,419.96 | \$94,282,720.96 | \$38,327,884.96 | \$38,327,884.96 | \$38,327,884.96 | \$38,327,884.96 | \$93,997,301.00 | \$285,419.96 | \$94,282,720.96 | \$54,233,752.96 | \$54,233,752.96 | \$54,233,752.96 | \$54,233,752.96 |
| TRANSFERENCIAS, ASIGNACIONES, SUBSIDIOS Y OTRAS AYUDAS | \$120,000.00 | \$0.00 | \$120,000.00 | \$0.00 | \$0.00 | \$0.00 | \$0.00 | \$120,000.00 | \$0.00 | \$120,000.00 | \$0.00 | \$0.00 | \$0.00 | \$0.00 |
| Ayudas Sociales | \$120,000.00 | \$0.00 | \$120,000.00 | \$0.00 | \$0.00 | \$0.00 | \$0.00 | \$120,000.00 | \$0.00 | \$120,000.00 | \$0.00 | \$0.00 | \$0.00 | \$0.00 |
| BIENES MUEBLES, INMUEBLES E INTANGIBLES | \$2,441,160.12 | -\$229,631.46 | \$2,211,528.66 | \$371,828.93 | \$371,828.93 | \$371,828.93 | \$371,828.93 | \$2,441,160.12 | -\$229,631.46 | \$2,211,528.66 | \$371,828.93 | \$371,828.93 | \$371,828.93 | \$371,828.93 |

[Handwritten signatures and initials]



HONORABLE CONGRESO DEL ESTADO DE TABASCO

AUTOEVALUACION PRESUPUESTAL - FINANCIERA Tercer TRIMESTRE 2020

RESUMEN GENERAL POR TIPO DE GASTO DEL PRESUPUESTO DE EGRESOS DE PARTICIPACIONES, APORTACIONES, TRANSFERENCIAS, ASIGNACIONES, SUBSIDIOS Y OTRAS AYUDAS

del 01 jul. 2020 al 30 sep. 2020

| Nivel | Tercer Trimestre | | | | | | Acumulado | | | | | | | |
|--|-------------------------|--------------------------------|-------------------------|------------------|------------------|------------------|------------------|------------------|----------------|------------------|------------------|------------------|------------------|------------------|
| | Inicial en el Trimestre | Modificaciones en el Trimestre | Vigente en el Trimestre | Comprometido | Devengado | Ejercido | Pagado | Aprobado | Modificaciones | Vigente | Comprometido | Devengado | Ejercido | Pagado |
| Mobiliario y Equipo de Administración | \$1,220,790.79 | -\$257,446.29 | \$963,344.50 | \$244,434.31 | \$244,434.31 | \$244,434.31 | \$244,434.31 | \$1,220,790.79 | -\$257,446.29 | \$963,344.50 | \$244,434.31 | \$244,434.31 | \$244,434.31 | \$244,434.31 |
| Mobiliario y Equipo Educativo y Recreativo | \$40,000.00 | \$30,798.00 | \$70,796.00 | \$30,798.00 | \$30,798.00 | \$30,798.00 | \$30,798.00 | \$40,000.00 | \$30,798.00 | \$70,796.00 | \$30,798.00 | \$30,798.00 | \$30,798.00 | \$30,798.00 |
| Maquinaria, otros Equipos y Herramientas | \$1,180,369.33 | -\$2,983.17 | \$1,177,386.16 | \$96,596.62 | \$96,596.62 | \$96,596.62 | \$96,596.62 | \$1,180,369.33 | -\$2,983.17 | \$1,177,386.16 | \$96,596.62 | \$96,596.62 | \$96,596.62 | \$96,596.62 |
| Activos Intangibles | \$0.00 | \$0.00 | \$0.00 | \$0.00 | \$0.00 | \$0.00 | \$0.00 | \$0.00 | \$0.00 | \$0.00 | \$0.00 | \$0.00 | \$0.00 | \$0.00 |
| Total: | \$260,272,822.00 | \$0.00 | \$260,272,822.00 | \$185,405,574.94 | \$113,155,566.85 | \$113,155,566.85 | \$112,738,776.46 | \$260,272,822.00 | \$0.00 | \$260,272,822.00 | \$264,750,461.32 | \$150,787,790.96 | \$150,787,790.96 | \$150,371,000.57 |

| | | | | | |
|---|--|---|--|---|--|
| ELABORÓ | | REVISÓ | | AUTORIZÓ | |
| | | | | | |
| L.C.P. MARTHA ELENA SANCHEZ CÁRDENAS | | L.C.P. KATIA DEL CARMEN DE LA FUENTE CASTRO | | DIPUTADA BEATRIZ MILLAND PÉREZ | |
| SUBDIRECTORA DE FINANZAS | | DIRECTORA DE ADMINISTRACIÓN Y FINANZAS | | PRESIDENTE DE LA JUNTA DE COORDINACIÓN POLÍTICA | |
| Bajo Protesta de decir la verdad declaramos que los Estados Financieros y sus Notas, son razonablemente correctos y son responsabilidad del Emisor. | | | | | |